



---

# How to Plan a Wedding

---



*Weddings at*  
**BAYWOOD**

BY SODELCONCEPTS

# Table of Contents

If you know where you're going, go ahead and **click on a chapter**.

<b>Intro:</b>	<b>1</b>
Wedding Planning 101	
<b>Chapter 1:</b>	<b>3</b>
Budgeting for Your Perfect Wedding	
<b>Chapter 2:</b>	<b>9</b>
Planning the Pre-Wedding Parties and Showers	
<b>Chapter 3:</b>	<b>16</b>
Wedding Vendor Checklist and Steps to Planning a Wedding	
<b>Chapter 4:</b>	<b>23</b>
Wedding Day Checklist	
<b>Chapter 5:</b>	<b>32</b>
How to Choose a Wedding Venue	
<b>Conclusion:</b>	<b>39</b>
Your Dream Wedding Awaits You	
<b>Thank You</b>	<b>40</b>
<b>Sources</b>	<b>41</b>

## Intro:

# Wedding Planning 101

If you recently got engaged, you and your soon-to-be spouse should take a moment to thank your lucky stars. You're both fortunate to have found someone you want to spend your life with, and there are many reasons to celebrate the love you share. Amid all the excitement and joy, you also have a lot of planning to do, especially if you're organizing a wedding on your own.

Planning a wedding without a planner takes work and can feel overwhelming at times, but it's something you can manage — even if you have no experience organizing a marriage ceremony and reception. You can plan an unforgettable wedding from start to finish and even enjoy the process along the way. The key is to get organized, and it also helps to start planning as early as you can.

## How Long Does It Take to Plan a Wedding?

According to [The Knot 2019 Real Weddings Study](#), most couples are engaged 15 months before their big day. Fifteen months should be adequate time to book your vendors and venue, find the perfect gown and take care of all the other essential details. Some experts recommend waiting for a few weeks after your engagement before jumping into planning, though, so you can savor the pre-wedding excitement with your fiancé.

Overall, it's best to have at least a year to plan your wedding since some venues may be booked 12 months or more in advance. However, even if your wedding is six or three months away, you can still plan a memorable celebration, but you may have to be more flexible with what you want. Considering invitations should be sent out [six to eight weeks in advance](#), you'll need a minimum of two months to plan.

## What Will I Learn in This Wedding Planning Guide?

Self-wedding planning is a tremendous task, but we're here to help you through every step with this wedding preparation guide. In this guide, we'll show you everything you need to know about planning your wedding, including:

- How to start planning a wedding
- How to plan a wedding budget
- How to organize pre-wedding parties
- Steps to planning your wedding reception
- Things you need to prepare for your wedding day



At Weddings at Baywood, we know every detail counts on your special day.

---

From creating a budget for your dream wedding to choosing a venue that makes you feel warm and fuzzy, we're here to help you through the entire planning process. At [Weddings at Baywood](#), we know every detail counts on your special day.

Have you already started planning and are ready to book Delaware's premier venue? If so, we're excited to meet you. Contact us today to [learn more about Weddings at Baywood](#).

# Chapter 1:

## Budgeting for Your Perfect Wedding

### A. Intro

- Figuring out your wedding budget is the first step you'll need to take in the planning process.
- Your budget will guide the decisions you and your fiancé make.
- Your wedding budget should be something you both feel comfortable spending, and there's no need to go into debt.
- In this chapter, we'll show you how to set the right budget for your ideal wedding.



Your wedding budget should be something you **both feel comfortable spending**, and there's no need to go into debt.

### B. How to Determine a Budget for a Wedding

- To determine your wedding budget, consider the following:
- **How much you can afford to spend:** Consider what you can afford to spend, how much savings you're willing to use and if you'll have enough money left over for an emergency fund. To figure out how much you can

contribute to your wedding budget from your current income, determine your monthly income and subtract your monthly expenses.

- **How much family members are willing to contribute:** Find out how much your parents and other relatives plan to contribute to your wedding costs.
- **Your priorities:** Consider how you'll use your wedding budget by determining your priorities. For example, if it's more important to you to have delicious food than elaborate decorations, you may be willing to spend less on flowers. Know what you want to have the most on your wedding day, and be sure to budget for these items right away.
- **How many guests you wish to invite:** The number of guests you plan to invite will influence how much you need to spend on your venue, food and beverages. As a general rule, [plan to budget at least \\$100 per guest](#). If you're planning a wedding on a budget, one of the easiest ways to reduce costs is to invite fewer people and have a more intimate celebration.

### C. How Much to Budget for a Wedding

- According to [The Knot 2019 Real Weddings Study](#), the average wedding costs \$33,900, including the engagement ring.
- However, this is just an average, and the cost of your wedding can be drastically more or less.
- How much to budget depends on many different factors, such as how many guests you plan to invite and the venue you choose.
- Inviting a few family members will require a much lower budget than inviting a hundred guests, for example.
- No matter your budget, you can plan a unique wedding.
- It helps to break your budget down.

To help you budget for your wedding, here's an [example of how you might allocate funds](#):

- **Reception:** 48% to 50%
- **Ceremony:** 2% to 3%
- **Attire:** 8% to 10%
- **Flowers:** 8% to 10%
- **Entertainment:** 8% to 10%
- **Photography:** 10% to 12%
- **Stationery:** 2% to 3%
- **Rings:** 2% to 3%
- **Parking and transportation:** 2% to 3%
- **Gifts:** 2% to 3%
- **Miscellaneous:** 8%
- **Surprise costs:** 5%
- You might use a [wedding budget calculator](#) to help you save funds in the right places.
- Make sure to keep track of your spending as you plan your wedding.
- It helps to enter your payments into a spreadsheet.
- Break down estimated costs for each category in the spreadsheet.
- Every time you make a payment, enter the actual cost.
- This will show you how close you are to reaching your budget.

- You can also use [this wedding budget chart](#) to record your expenses.



Generally, you'll want to plan to serve **one drink per guest per hour** during the reception.



#### D. How Much to Budget for Alcohol at a Wedding

- According to The Knot, couples typically spend [\\$2,300 on reception alcohol](#).
- Generally, you'll want to plan to serve [one drink per guest per hour](#) during the reception.
- How much you need to budget for alcohol depends on what you wish to serve and whether you want an open bar or a cash-only bar.
- An open bar allows guests to drink whatever they want without a limit, and a cash-only bar requires guests to pay for their beverages.
- An open bar is the most common option, and something guests appreciate.
- Generally, the longer you offer an open bar, the more it's going to cost per guest.
- Also, premium brands cost more than house brands.
- Expect a service charge to be added to the cost.



- Before you budget for a drink package at your chosen venue, consider your guests, how much they'll likely drink and the type of beverages they prefer.
- Also, think about the time of day you plan to have your reception.
- If you're having a morning reception, for example, guests will be less likely to drink alcohol than if you celebrate at night.

### **E. How Much to Budget for Flowers for a Wedding**

- Couples usually spend anywhere from \$2,000 to \$11,000 on flowers.
- This price will increase or decrease depending on the look you want.
- For example, if you wish to have dozens of fresh flowers decorating the venue, you might expect to pay much more than \$2,000.
- However, if you choose to add another decor in place of flowers, you'll spend a lot less on blooms.
- You might also [consider selecting a beautiful venue](#), which means you won't have to spend as much on decorations.
- Also, some venue packages may include floral arrangements.



**Consider selecting a beautiful venue**, which means you won't have to spend as much on decorations.

## **F. Is \$15,000 a Good Budget for a Wedding?**

- If your budget is \$15,000, you can still have an amazing wedding.
- The key is to keep the guest list to 50 people or fewer.
- Other ways to keep costs within your budget include sending invitations through email or choosing a venue's buffet package.

## **G. What Is Considered a Small Wedding?**

- Wedding planners typically consider small weddings to have [50 or fewer guests](#).
- Whether you dream of a small, intimate wedding or can't wait to celebrate with all of your friends and family members, we're excited to accommodate you on your big day.
- [Contact us today](#) to learn more about Weddings at Baywood.

# Chapter 2:

## Planning the Pre-Wedding Parties and Showers

### A. Intro

---

Pre-wedding parties include everything from **the engagement party to the rehearsal dinner.**

---



- Pre-wedding events are part of the excitement of getting married.
- They provide a chance to gather with close friends and family members before the big day.
- Pre-wedding parties include everything from the engagement party to the rehearsal dinner.
- While none of these celebrations are mandatory, they can be a great way to enjoy nuptial traditions with loved ones.
- This chapter will show you how to plan a wedding shower, bachelor party and bachelorette party.
- As the engaged couple, you and your partner likely won't have much to do with planning these events, but it'll help you create a wedding timeline if you know what to expect.
- If you need a venue to host any pre-wedding event, [check out our](#)

[breathtaking spaces.](#)

## **B. What's the Difference Between a Bridal Shower and a Wedding Shower?**

- A bridal shower is a traditional women-only celebration, whereas a wedding shower is an event for the couple.
- During a traditional bridal shower, close friends and family members of the bride bring gifts and enjoy food and games.
- A wedding shower, which may also be called a couple's shower or Jack and Jill party, is like a bridal shower, but it allows the groom and his family and friends to attend.
- Jack and Jill parties are becoming more popular with couples who want to celebrate together, but traditional bridal parties are still something brides enjoy.
- A couple's shower might be an ideal choice if you have friends or family members visiting from far away or if the bride-to-be wants male friends or relatives to attend.
- It's entirely up to you and your other half whether you want a bridal shower or a wedding shower.

## **C. Who Plans a Wedding Shower?**

- A close friend, family member, wedding party member or a combination of friends and family members usually plan the wedding shower.

## **D. How Far in Advance Do You Have a Wedding Shower?**

- Wedding showers usually take place one to three months before the wedding.
- If you plan to invite visitors from out of town, consider having the shower farther away from your special day to give guests more time to make travel plans.

## E. What Do You Do at a Wedding Shower?



Wedding showers usually involve **eating, drinking, playing games and enjoying conversations** with guests.

- Wedding showers usually involve eating, drinking, playing games and enjoying conversations with guests.
- The goal is to make guests feel comfortable and keep the event fun and memorable.
- The party planner might choose a theme, such as an around-the-world shower, where guests eat various international foods.
- You can do plenty of fun activities to keep guests happy, from scavenger hunts to guessing games.
- Just like traditional bridal showers, the couple is also given gifts to open during the event.
- It's up to you whether you want to ask guests to bring gifts and if you and your partner want to open them at the shower.
- Opening gifts can be another activity to enjoy, and guests might be looking forward to your reaction.
- If you and your fiancé prefer not to open gifts during your shower, consider asking guests to bring unwrapped gifts, so you can quickly see what friends and family bring.

## F. Planning a Wedding Shower Checklist

- If you're wondering how to plan a Jack and Jill wedding shower, here's a checklist to help you out:
- Meet with the other wedding party members to establish a budget.
- Set the date.
- Choose a location for the event.
- Select a theme.
- Create a guest list.
- Make a food and drink menu.
- Organize games and activities.
- Send out invitations.
- Decorate and arrange the space.

## G. What Does a Bachelor Party Consist Of?

A bachelor party is traditionally a **male-only get-together** where the groom celebrates his upcoming wedding with his closest friends.

---



- A bachelor party is traditionally a male-only get-together where the groom celebrates his upcoming wedding with his closest friends.

- Usually, a bachelor party consists of close friends, family members and groomsmen.
- Typically, only those who are invited to the wedding are also invited to the bachelor party.
- What activities guests enjoy during a bachelor party should depend on the groom's personality.
- For example, guests might take the groom to play a round of golf or enjoy a brewery tour.

#### **H. Who Is Supposed to Plan a Bachelor Party?**

- Traditionally, it's the best man's job to plan the bachelor party.

#### **I. When Should You Start Planning a Bachelor Party?**

- The best man should pick a date and start planning the bachelor party around four months before the wedding.
- This allows time to find out which date works best for the guests and to plan other details.
- Generally, the best time to have the actual party is [between one and four months before the wedding](#).
- You'll want to avoid having the bachelor party too close to the wedding day.
- That way, friends and family from out of town can attend and not have to worry about using too much vacation time at once.

#### **J. Bachelor Party Checklist**

- Here's a checklist for planning a bachelor party:
- Discuss ideas with the groom.

- Make a guest list.
- Talk about the budget with the guests.
- Choose an activity.
- Set a date.
- Make an itinerary.
- Send out invitations.
- Stock up on snacks, drinks and other supplies.

### **K. What's the Difference Between a Bridal Shower and a Bachelorette Party?**

- Unlike a bridal shower, which usually takes place during the day and involves gifts and relatives, a bachelorette party is a chance for the soon-to-be-bride to let loose with her close friends and enjoy one more night of being single.

### **L. Who Pays for a Bachelorette Party?**

- It's acceptable to ask anyone who joins in on the fun to chip in and help pay for the party.

### **M. When Should You Have a Bachelorette Party?**



The bachelorette party should take place about **one to four months before the wedding.**



- As with a bachelor party, the bachelorette party should take place about one to four months before the wedding.

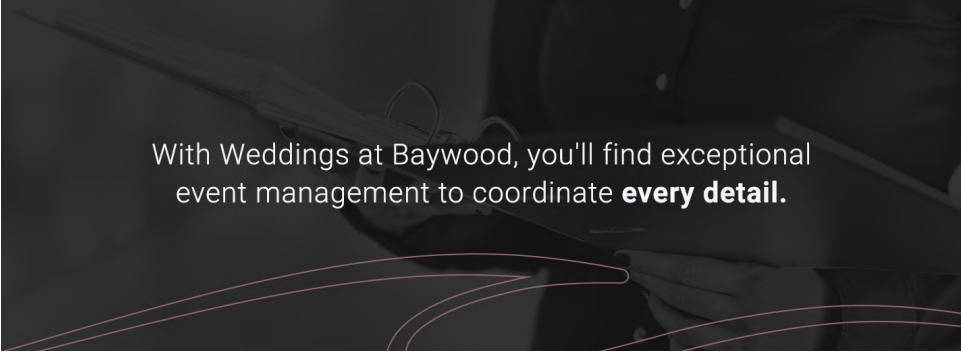
### **N. Bachelorette Party Checklist**

- Planning a bachelorette party starts with a discussion.
- The planner should first consult the bride to get an idea of what she wants.
- Other steps include:
  - Choose a location.
  - Create a guest list.
  - Pick a date.
  - Talk about the budget with other bridal party members.
  - Send invitations.
  - Make reservations.
  - Buy decor and accessories.
  - Stock up on drinks and food.

## Chapter 3:

# Wedding Vendor Checklist and Steps to Planning a Wedding

### A. Intro



With Weddings at Baywood, you'll find exceptional event management to coordinate **every detail**.

- There are many steps in planning a wedding, from forming a budget to choosing a cake.
- It can all seem overwhelming if you don't have a strategy.
- If you get organized, you can plan your dream wedding and keep stress in check.
- Remember, there are no rules when it comes to creating your special day.
- It's most important to plan a wedding that suits you and your fiancé's personalities and priorities.
- This chapter will cover the wedding planning basics, including a step-by-step guide.
- We'll also explore how to choose a vendor.

- If you find yourself struggling to plan your wedding, there's no need to do it alone.
- With [Weddings at Baywood](#), you'll find exceptional event management to coordinate every detail.

## **B. First Steps to Planning a Wedding**

- The first step to planning a wedding is not planning anything and enjoying a few weeks of being engaged.
- When you're ready to start, treat yourself to a planner or start a blog to help you stay organized and memorialize your journey.
- The first steps include:
  - Create an approximate budget.
  - Choose the potential dates.
  - Start a guest list.
  - Ask family members who they would like to invite, but don't make any promises.
  - Decide who will be in your wedding party.
  - Choose your wedding style and theme.
  - Research vendors and attire.

## **C. How to Plan a Wedding Step by Step**

- You can find plenty of funny articles listing 10 steps to planning a wedding if you want to have a laugh and relieve stress.
- Wedding planning should be fun and another chance to bond with your soon-to-be, but it usually takes a lot more than 10 steps to plan a wedding.

- Don't worry – we'll break it down for you.
- Here's how to plan a wedding from start to finish:
- Figure out what's most important to you – determine your top three priorities.
- Establish your budget.
- Consider hiring a wedding planner.
- Create your guest list.
- Make sure you have guests' current addresses.
- Choose a venue [12 to 14 months in advance](#).
- Have a back-up plan for rainy weather.
- Set the date.
- Shop for dresses.
- Find an officiant.
- Set up a wedding website.
- Book your photographer, DJ and caterer [at least nine months in advance](#).
- Book hotel rooms for guests.
- Book a venue for the rehearsal dinner.
- Take engagement photos.
- Send save-the-dates.
- Register for gifts.
- Find other vendors eight to six months in advance, such as hairstylists,

florists and bakers.

- Choose bridesmaids dresses.
- Establish the menu.
- Rent or order tuxes for the groom and groomsmen about four months in advance.
- Plan the honeymoon.
- Book transportation.
- Have the final tasting with the caterer.
- Select your cake.
- Plan details about two to three months before the wedding, such as printing menus and buying favors.
- Obtain a wedding license.
- Buy wedding rings.
- Schedule a dress fitting.
- Order invitations.
- Write your vows and select readings.
- Send your wedding and rehearsal dinner invitations.
- Pay vendors.
- Create a seating chart.
- Prepare vendor tips.
- Address personal grooming needs about two to three weeks before the wedding.

- Break in your shoes.
- Pack for your honeymoon.
- Enjoy your wedding, and don't sweat the small stuff.

#### **D. How Far in Advance Should Wedding Invites Be Sent Out?**

- Aim to send out wedding invitations about two months before your wedding.

#### **E. What Do Wedding Vendors Do?**

A wedding vendor is anyone you pay **to provide a service or product** for your wedding.

---



- A wedding vendor is anyone you pay to provide a service or product for your wedding.
- There are dozens of wedding vendors to choose from, so it's essential to do some research and find vendors that match your vision.

#### **F. How to Choose Wedding Vendors**

- First, research different vendors, read reviews and set up appointments to meet them.
- When it's time to select wedding vendors, be sure to consider the following:

- Your guest list size
- Your wedding theme
- Your budget
- Your venue
- Your personality and unique vision
- Your priorities
- Once you find vendors that you like, book right away.
- A wedding planner can help you select the best vendors for your personality and budget.

### **G. Wedding Vendor Checklist**

- Here's a list of wedding vendors to consider hiring for your wedding:
- Wedding planner
- Caterer
- Florist
- Photographer
- Hair and makeup artists
- Cake baker
- Attire professionals
- Musicians
- DJ
- Videographer

- Stationer
- Officiant
- Rental company
- Jeweler
- Transportation company
- Lighting designer
- You'll also need to select a venue for your wedding, which we'll help you do in Chapter 5.

## H. Is Planning a Wedding Really That Hard?

- Wedding planning does not have to be hard.
- Instead, it can be a lot of fun and something to cherish.
- The key to making wedding planning fun is to give yourself plenty of time to plan.
- Also, remember there's no need to plan the wedding alone.
- If you feel stuck or overwhelmed by the process, know that [professionals are waiting to help you and your partner](#) enjoy a streamlined experience.



The key to making wedding planning fun is to give yourself **plenty of time to plan.**

---





# Chapter 4:

## Wedding Day Checklist

### A. Intro


- The day of your wedding should mostly be about enjoying some of the most exciting moments of your life.
- Nevertheless, there are some things you'll want to remember on the day of your wedding to help the occasion run smoothly.
- This chapter shows you everything you need to prepare for your wedding day.
- We'll also talk about wedding day activities for the groomsmen, bridesmaids, guests and children.

### B. What to Do on the Day of the Wedding

- How your wedding day unfolds depends on what you and your fiancé want.
- In general, a traditional wedding follows this format:
- Pre-ceremony photos
- Ceremony
- Receiving line
- Post-ceremony photos
- Cocktail hour
- First dance

- Father and daughter dance
- Mother and son dance
- Toasts and speeches
- Dinner
- Guest dancing
- Cake cutting
- Bouquet and garter tosses
- Farewell

### C. How Can I Calm Down Before My Wedding?



Be in the present moment and **savor the scents, sights, sounds, touch and taste** of all things wedding-related.

- It's normal to feel anxious before you walk down the aisle, but there are ways to calm your nerves, such as:
- Trust that your friends, family and vendors will do their part.
- Have realistic expectations and be ready to accept imperfections.
- Replace anxious thoughts with positive ones.
- Take breaks to center yourself.

- Stay hydrated and eat healthily.
- Be in the present moment and savor the scents, sights, sounds, touch and taste of all things wedding-related.
- Share your worries or stress with loved ones.
- Take deep breaths.

#### **D. How Many Days Should I Take Off Before My Wedding?**

- If possible, try to take the entire week or a few days off before your wedding.

#### **E. Where Does the Bride Stay the Night Before the Wedding?**

- It's up to you where you stay the night before your wedding.
- Wherever you stay, aim to get a good night's rest.
- Some brides choose to stay in a hotel with the maid of honor and other bridesmaids before the big day.

#### **F. What Should I Eat the Day of the Wedding?**

- Try to eat a light and healthy breakfast to keep you energized.
- For example, you might have toast with peanut butter, yogurt and fruit for breakfast.
- Aim to eat a light and healthy lunch as well with protein and vegetables.
- Try to eat whenever your guests eat to keep your energy levels up.

#### **G. Day-Before-Wedding Checklist**

- Here's what to do the day before your wedding:
- Try on your gown, shoes and accessories.

- Pick a person outside of the wedding party to be in charge of logistics.
- Confirm times, locations and other details with vendors.
- Pack an emergency kit.
- If you're leaving for your honeymoon after the wedding, make sure you're packed and ready to go.
- Check the weather forecast.
- Meet with your bridesmaids.
- Pack a wedding night bag.
- Drink plenty of water.
- Put everything you need for the reception and ceremony in the car.
- Take what you can to the venue.
- Make sure you have cash on hand.
- Print a list of vendor contact information.
- Create an itinerary for the wedding day to give to your wedding party at the rehearsal dinner.
- Attend the rehearsal dinner.
- Give the bridal party gifts.
- Give the wedding bands to the best man.
- Practice your usual skincare routine.

## H. Day-of-Wedding Checklist



- If you were to look at a day-of-wedding coordinator's checklist, you'd see tasks such as communicate with vendors, assemble table decor and cut the cake.
- Unless you hire a wedding day coordinator, you'll have to ask friends and family to help ensure things run smoothly.
- Most tasks should already be taken care of before your wedding day.
- Here are some last-minute things to do on the day of your wedding:
- Bring welcome gifts to the hotel.
- Check the weather.
- Finalize the seating chart.
- Make sure you have everything you need for the wedding ceremony and reception.
- Bring your list of vendor and bridal party contact information.
- Have vendors' tips ready in envelopes.

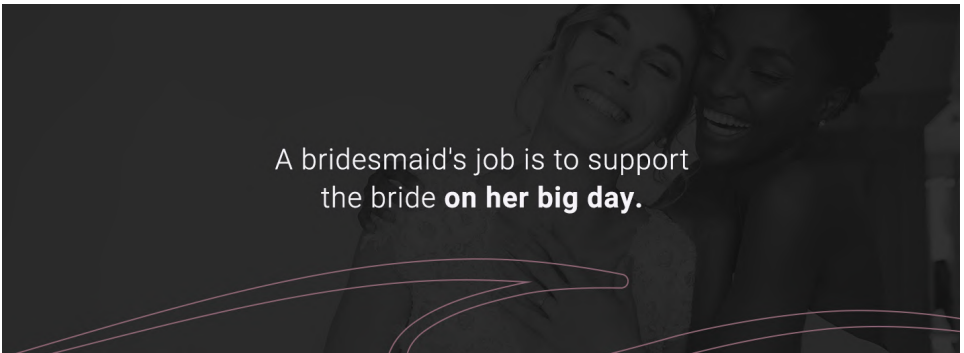
- Make sure you have all of your wedding day attire and accessories.
- Save time for hairstyling and makeup.
- Eat before the ceremony.

### **I. Wedding Day Checklist for the Bride**

- As the bride, you should have a wedding day accessories checklist.
- Here's what you might include:
- Button-up shirt to wear during hair styling and makeup application
- Dress
- Veil
- Undergarments
- Shoes
- Jewelry
- Hair accessories
- Makeup
- Hairstyling products
- Mirror
- Deodorant
- Toothbrush
- Toothpaste
- Floss

- Mouthwash
- Extra pair of contact lenses
- Straws
- Flip-flops or flats
- Something old, new, borrowed and blue

## J. Bridesmaid Checklist for the Wedding Day



- A bridesmaid's job is to support the bride on her big day.
- Here's a list of her duties:
- Arrive on time for pre-wedding events.
- Make sure you have wedding day necessities, such as your dress, shoes and emergency kit.
- Do what it takes to help keep the bride calm.
- Make sure there are snacks and water on hand.
- Help the bride get dressed and look her best.

- Assist the maid of honor.
- Make sure you know your part for the ceremony.
- Stand by the bride's side at the altar.
- If asked, give a speech.
- Make sure the newlyweds eat.
- Help the maid of honor pay or tip vendors.
- Help the newlyweds bid farewell.

#### **K. Groomsmen Checklist for the Wedding Day**

- Like bridesmaids, groomsmen have some jobs to do on the wedding day, such as:
- Show up on time the morning of the wedding.
- Help the groom stay calm and get dressed.
- If the groom does not have ushers, help guests to their seats at the ceremony.
- Stand at the altar with the groom.
- Give a speech if asked.
- Dance and encourage guests to dance.
- Help carry gifts and other items after the wedding.

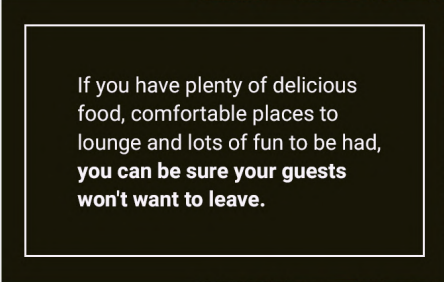
#### **L. Wedding Day Activities for Guests and Children**

- There are tons of wedding activities to make guests happy, including young ones.



Here are some ideas to consider:

- Classic lawn games
- Creative photo booth
- Photo scavenger hunt
- Video game or board game stations
- Wedding-related table games
- Karaoke
- Miniature golf
- Sack race
- Bouncy castle
- Piñata or coloring stations for kids



If you have plenty of delicious food, comfortable places to lounge and lots of fun to be had, **you can be sure your guests won't want to leave.**



If you have plenty of delicious food, comfortable places to lounge and lots of fun to be had, you can be sure your guests won't want to leave.

Let us help you design your perfect wedding.

[Contact Weddings at Baywood](#), where our team will take care of everything.

# Chapter 5:

## How to Choose a Wedding Venue

### A. Intro

- Your wedding venue plays an essential role in setting the tone for your special day.
- Some wedding venues, like Weddings at Baywood, offer all-inclusive packages that simplify the planning process.
- This chapter will show you how to choose a wedding reception venue that feels like “the one.”
- If you’re ready to fall in love with a stunning venue, [contact Weddings at Baywood](#).

### B. Do You Pick a Wedding Date or Venue First?

- Whether you choose a wedding date or venue first depends on your goals as a couple.
- If you have a specific date in mind that’s meaningful to you, you might choose a venue that’s available at that time.
- However, if it’s more important to choose your dream venue, it helps to be more flexible and have a few dates in mind.

### C. What Is the Best Month to Get Married?

- June is considered [a lucky month to get married](#) because it’s named after Juno, the Roman goddess of marriage.
- June is also a popular month to get married due to the mild weather.
- Other favored months include May, August, September and October.

- Ultimately, it's up to you and the season you love as a couple.



#### **D. What Is a Wedding Venue Tour?**

- A wedding venue tour allows you to walk through a venue, check out the various spaces and ask questions.

#### **E. What Do You Wear to a Wedding Venue Tour?**

- Generally, you can dress however you want for a wedding venue tour.
- A venue should be thrilled to work with you regardless of your style.
- However, if you're visiting a country club, there may be a dress code.
- If it makes you feel more confident and excited as you tour the venue, there's nothing wrong with dressing up a little as long as you wear comfortable shoes.

#### **F. How Long Do Wedding Venue Tours Take?**

- You can expect to spend anywhere from 20 minutes to an hour touring a venue, but this depends on how much of the venue you wish to see and how many questions you ask.

## G. What Do I Need to Know Before Booking a Wedding Venue?



**When booking a venue,** it's helpful to know when you want your wedding to start and end, how many guests you plan to have and your venue budget.

- It's most helpful to know when you want your wedding to start and end, how many guests you plan to have and your venue budget.

## H. Factors to Consider When Choosing a Wedding Venue

- Here are things to consider when choosing a wedding reception venue:
- Your wedding style
- Your budget
- Time of year the venue is available
- Whether you'll have time to set up
- Location
- Capacity
- Accessibility
- Bathrooms and coat checks
- Room for dancing

- Transportation
- Weather
- Parking
- Food quality
- Customer service
- Packages available

### **I. Questions to Ask When Choosing a Wedding Reception Venue**

- Here's what you'll want to ask when choosing a wedding venue:
- Do you limit decorations?
- Am I allowed to rearrange?
- How far in advance can I book?
- Are candles allowed?
- Are there hidden costs?
- What do you charge for overtime?
- What deposits are required?
- When do I have to pay?
- What's the cancellation policy?
- Do you have an in-house caterer?
- Do you have a liquor license?
- Can I bring my own alcohol?

- Is there a corkage or service fee?
- Are there bartenders on staff?
- Can I bring my own cake?
- Is there a cake-cutting fee?
- Can I do a tasting before finalizing the menu, and if so, what is the cost?
- Can the ceremony and reception both take place at the venue?
- What if it rains or snows?
- Can I bring a DJ or a live band?
- What are your noise policies?
- How early can I show up at the venue?
- Can I get ready at the venue?
- Do you have a sound system?
- What photo opportunities are available?
- Where can guests park, and are there parking fees?
- Is valet parking available?
- Do you have enough chairs, table linens, tables and tableware, or will I have to rent these items?
- How many events does the venue do in one day?
- Do you have a preferred vendor list?
- What's included in the price?
- Can I see the different packages available?

## **J. Choosing a Wedding Venue Tips**

- Here are a few tips to help you choose the right venue:
- Start searching for venues early, or at least a year in advance.
- Think about what's most important to you as a couple.
- Be as flexible as possible with your date.
- Choose venue professionals who are excited to help you and answer your questions.
- Go with a venue that reflects who you are and feels authentic.

## **K. Choosing a Wedding Venue Checklist**

- Use this checklist to help you through the wedding-venue process:
- Select the general location of your wedding.
- Know how much of your budget can go toward the venue.
- Have an estimated guest count.
- Create a list of features your dream venue must have.
- Narrow down a few dates.
- Research venues online and create a list.
- Contact the venues from your list and ask a few questions.
- Schedule tours and plan to ask more questions.
- Consider the pros and cons of each venue before you book anything.

## **L. Reasons to Choose an All-Inclusive Venue**

- All-inclusive venues have caterers on-site.

- They may also include [services](#) such as wedding planning and floral design.
- There are several benefits to choosing an all-inclusive venue, such as:
- You can choose from a [range of packages](#) to suit your needs.
- You won't have to worry about finding a caterer or florist.
- You'll have more time to enjoy your engagement.
- All-inclusive venues work with trusted vendors.
- You'll have help with planning your wedding.
- They have what you need on-site.
- You'll have a lot less stress leading up to your wedding.
- If you're looking for a dreamy all-inclusive venue for your wedding, consider Weddings at Baywood.
- Located a few miles from Rehoboth Beach, our venue includes picturesque [spaces](#) such as a ceremony garden and light-filled ballroom.
- [Contact us today](#) to learn more about our venue, packages and services.



If you're looking for a dreamy all-inclusive venue for your wedding, consider Weddings at Baywood.

---



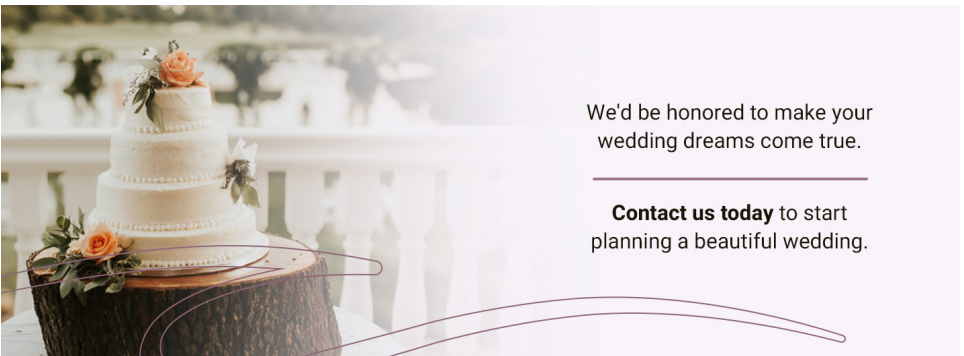
## Conclusion:

### Your Dream Wedding Awaits You

Planning your wedding is part of having a memorable experience. You'll learn a lot about yourself and your other half along the way, and with a positive mindset, you are bound to have fun. No matter how you plan your wedding, it's the love you share that'll ultimately make your day unforgettable.

Choosing a reliable venue with a jaw-dropping setting is a great way to start planning. Your chosen venue should help you bring your wedding vision to life and go the extra mile to make you feel comfortable throughout the planning process. You can be sure the [Weddings at Baywood team](#) shares a passion for culinary excellence, extraordinary service and making the bride, groom and guests smile.

If you're planning a wedding in the Mid-Atlantic region and want a hassle-free process, gorgeous photo-worthy grounds and delicious package options, visit Weddings at Baywood. We'd be honored to make your wedding dreams come true. [Contact us today](#) to start planning a beautiful wedding.



We'd be honored to make your wedding dreams come true.

---

**Contact us today** to start planning a beautiful wedding.

# Thank You

Thank you for downloading our guide How to Plan a Wedding. Planning a wedding is no easy feat, but it's something you can do if you get organized and learn a few tips. This guide will show you everything you need to know so you can plan your special day while enjoying the process. In this guide, we'll cover wedding planning from beginning to end, including topics such as:

- How to budget for your wedding
- How to organize pre-wedding parties
- What to do on the day of your wedding
- How to choose a wedding venue

We also provide helpful checklists to keep you on track. If you have any questions about wedding planning or want to speak to an experienced event coordinator, [contact Weddings at Baywood](#) today.

# Sources

## Intro:

1. <https://www.brides.com/gallery/how-to-plan-your-own-wedding>
2. <https://www.wedinsights.com/report/the-knot-real-weddings>
3. <https://www.weddingwire.com/wedding-ideas/just-engaged-start-wedding-planning#:~:text=We%20recommend%20waiting%20about%20three,your%20whole%20wedding%20at%20once.>
4. <https://www.washingtonpost.com/wp-srv/special/lifestyle/when-to-start-wedding-planning/>
5. <https://www.marthastewart.com/7943611/how-fast-can-you-plan-wedding>
6. <https://baywoodweddings.com/about>
7. [https://sodelconcepts.tripleseat.com/party\\_request/14351](https://sodelconcepts.tripleseat.com/party_request/14351)

## Chapter 1:

1. <https://www.cccssf.org/education/publications/planweddingbudget.html>
2. <https://www.in.gov/sos/indianamoneywise/files/IMW%20Wedding%20Edition.pdf>
3. <https://www.wedinsights.com/report/the-knot-real-weddings>
4. <https://www.herecomestheguide.com/wedding-ideas/6-simple-steps-to-setting-a-wedding-budget>

5. <https://www.thespruce.com/creating-a-wedding-budget-3489801>
6. <https://www.theknot.com/content/wedding-budget-ways-to-save-money>
7. <https://www.nerdwallet.com/blog/investing/nerdwallet-wedding-costs-savings-calculator/>
8. <https://www.vogue.com/article/wedding-budget-planning-calculator-guide>
9. <https://www.cccssf.org/education/pdf/WeddingBudget.pdf>
10. [https://static1.squarespace.com/static/5a5cd11b4c0dbff23a892f05/t/5db478f84f74010ee4c871ab/1572108545162/baywood\\_weddings\\_wedding\\_packages\\_2020\\_01.pdf](https://static1.squarespace.com/static/5a5cd11b4c0dbff23a892f05/t/5db478f84f74010ee4c871ab/1572108545162/baywood_weddings_wedding_packages_2020_01.pdf)
11. <https://www.theknot.com/content/average-cost-wedding-alcohol>
12. <https://www.theknot.com/content/average-cost-wedding-flowers>
13. <https://www.brides.com/story/how-much-do-wedding-flowers-cost-carmel-valley>
14. <https://www.theknot.com/content/intimate-weddings#:~:text=While%20there%20is%20no%20magic,it's%20entirely%20up%20to%20you.>
15. <https://www.theknot.com/content/intimate-weddings>
16. <https://www.thesimpledollar.com/save-money/eighteen-tips-for-a-frugal-not-cheap-wedding/>
17. <https://www.marthastewart.com/7953799/wedding-reception-alcohol-guide>
18. [https://sodelconcepts.tripleseat.com/party\\_request/14351](https://sodelconcepts.tripleseat.com/party_request/14351)
19. <https://baywoodweddings.com/about2>

## Chapter 2:

1. <https://www.brides.com/story/bridal-shower-etiquette>
2. <https://www.brides.com/jack-and-jill-party-4843538>
3. <https://www.theknot.com/content/should-the-groom-attend-bridal-shower>
4. <https://www.theknot.com/content/couple-bridal-shower-basics>
5. <https://www.marthastewart.com/7970735/do-you-have-to-open-gifts-bridal-shower>
6. <https://www.weddingwire.ca/wedding-ideas/how-to-plan-a-stag-and-doe-or-jack-and-jill-party--c484>
7. <https://www.marthastewart.com/7929788/can-you-invite-people-to-bachelor-party-not-wedding>
8. <https://www.theknot.com/content/bachelor-party-basics>
9. <https://www.theknot.com/content/surefire-bachelor-party-ideas>
10. <https://www.theweddingnotebook.com/checklist/the-difference-between-a-bridal-shower-and-a-bachelorette-party/>
11. <https://www.theknot.com/content/who-pays-for-bachelor-and-bachelorette-parties>
12. <https://www.weddingwire.com/wedding-ideas/all-the-pre-wedding-parties>
13. <https://www.weddingwire.com/wedding-ideas/everything-you-need-to-know-about-bachelor-party-planning>
14. <https://www.brides.com/story/when-you-shouldnt-have-your-bachelor-and-bachelorette-parties>
15. <https://www.artofmanliness.com/articles/throw-a-bachelor-party/>

16. <https://www.weddingwire.ca/wedding-ideas/bachelor-party-planning-101--c428>
17. <https://www.brides.com/story/who-is-supposed-to-pay-for-the-bachelorette-party>
18. <https://www.theknot.com/content/bachelorette-parties-planning-checklist>
19. <https://baywoodweddings.com/about2>

### **Chapter 3:**

1. <https://www.thespruce.com/how-to-plan-a-wedding-3489425>
2. <https://theeverylastdetail.com/thursday-tips-newly-engaged-10-steps-to-start-planning-your-wedding/>
3. <https://baywoodweddings.com/about>
4. <https://nyti.ms/2GYvEgT>
5. <https://www.washingtonpost.com/wp-srv/special/lifestyle/when-to-start-wedding-planning/>
6. <https://www.brides.com/story/brides-wedding-checklist-custom-wedding-to-do-list>
7. <https://www.weddingwire.com/wedding-ideas/how-to-plan-a-wedding-step-by-step>
8. <https://www.coonrapidsmn.gov/DocumentCenter/View/81/Wedding-Planning-Checklist-PDF?bidId=>
9. <https://www.brides.com/story/when-to-send-every-wedding-related-card-and-invitation#:~:text=Send%20your%20wedding%20invitations%20out,prior%20to%20your%20wedding%20date.>
10. <https://planningwithpoise.com/list-of-wedding-vendors->

[needed/#:~:text=A%20wedding%20vendor%20is%20anyone,%2C%20transportation%2C%20music%2C%20etc.](#)

11. <https://www.marthastewart.com/7927528/find-your-vendors>
12. <https://www.theknot.com/content/how-to-choose-wedding-vendors>
13. <https://thebudgetsavvybride.com/how-to-choose-the-best-wedding-vendors/>
14. <https://www.weddingwire.com/wedding-ideas/wedding-vendor-list>
15. <https://www.wedding411ondemand.com/blog/tips-make-wedding-planning-fun/>
16. [https://sodelconcepts.tripleseat.com/party\\_request/14351](https://sodelconcepts.tripleseat.com/party_request/14351)
17. <https://www.thespruce.com/wedding-day-checklist-3489806>
18. <https://baywoodweddings.com/our-services>

#### **Chapter 4:**

1. <https://www.brides.com/story/general-order-of-a-wedding-ceremony>
2. <https://www.bridalguide.com/planning/wedding-planning-basics/complete-wedding-day-timeline>
3. <https://www.theknot.com/content/whats-the-basic-reception-timeline>
4. <https://www.marthastewart.com/7952717/calm-nerves-before-wedding-day>
5. <https://www.brides.com/story/how-much-time-should-you-take-off-work-for-wedding-planning>
6. [https://www.theknot.com/content/where-to-stay-the-night-before-the-wedding#:~:text=Many%20brides%20opt%20to%20let,you%20catch%20some%20serious%20z's\).](https://www.theknot.com/content/where-to-stay-the-night-before-the-wedding#:~:text=Many%20brides%20opt%20to%20let,you%20catch%20some%20serious%20z's).)

7. <https://www.brides.com/story/what-to-eat-on-your-wedding-day>
8. <http://www.bridebox.com/blog/10-things-to-do-before-wedding/>
9. <https://www.brides.com/story/what-to-do-the-night-before-your-wedding-day>
10. <https://hvmag.com/life-style/weddings/the-wedding-planning-checklist-every-bride-and-groom-needs/>
11. <https://www.thespruce.com/wedding-day-checklist-3489806>
12. <https://www.bridalguide.com/planning/engagement/your-last-minute-wedding-day-checklist>
13. <https://www.marthastewart.com/7875901/wedding-day-checklist?slide=2023bf20-63c5-4b67-92f7-49b10806b86b#2023bf20-63c5-4b67-92f7-49b10806b86b>
14. <https://www.weddingwire.com/wedding-ideas/bridesmaid-duties-checklist>
15. <https://www.brides.com/story/groomsmen-types-at-weddings>
16. <https://www.thespruce.com/what-are-groomsmen-and-ushers-3489589>
17. <https://www.brides.com/story/unique-games-to-play-at-wedding-receptions>
18. <https://www.hitched.co.uk/wedding-planning/entertainment/fun-ways-to-entertain-your-wedding-guests/>
19. [https://www.marthastewart.com/7994685/parade-san-miguel-mexico-wedding-vicki-grafton?auto\\_advance=1](https://www.marthastewart.com/7994685/parade-san-miguel-mexico-wedding-vicki-grafton?auto_advance=1)
20. [https://sodelconcepts.tripleseat.com/party\\_request/14351](https://sodelconcepts.tripleseat.com/party_request/14351)
21. <http://themapleswoodland.com/wp-content/uploads/2016/03/Wedding-Coordinator-Checklist.pdf>



## Chapter 5:

1. <https://www.naninasinthepark.com/wedding-location-makes-all-the-difference/>
2. <https://www.marthastewart.com/7953961/5-elements-consider-when-choosing-wedding-location?slide=9f0a9ddb-1ff7-4a63-b14b-8d4c1254f977#9f0a9ddb-1ff7-4a63-b14b-8d4c1254f977>
3. <https://www.weddingwire.com/wedding-ideas/how-to-choose-a-wedding-venue>
4. <https://www.bostonmagazine.com/sponsor-content/7-expert-tips-choosing-wedding-venue-longwood-venues/>
5. <https://www.herecomestheguide.com/wedding-ideas/valuable-tips-for-selecting-a-wedding-location>
6. <https://www.brides.com/story/how-to-choose-the-perfect-wedding-venue>
7. <https://www.weddingwire.com/wedding-ideas/should-i-set-my-date-or-choose-my-venue-first#:~:text=Some%20couples%20choose%20to%20nail,on%20their%20selected%20venue's%20availability.>
8. <https://www.townandcountrymag.com/the-scene/weddings/a25057357/best-wedding-dates-of-2019/#:~:text=June%2C%20September%20and%20October%20are,the%20wardrobe%20to%20the%20venue.>
9. <https://www.townandcountrymag.com/the-scene/weddings/a25057357/best-wedding-dates-of-2019/>
10. <https://www.weddingwire.com/wedding-ideas/most-popular-wedding-months>
11. <https://www.theknot.com/content/picking-the-perfect-wedding-date>

12. <https://weddingvenuemap.com/how-to-make-the-most-of-your-wedding-venue-tour/#:~:text=The%20wedding%20venue%20tour%20is,ask%20all%20of%20your%20questions.>
13. <https://www.weddingwire.com/wedding-ideas/what-to-wear-to-a-wedding-venue-tour>
14. <https://www.weddingwire.com/wedding-forums/how-long-does-it-take-to-visit-a-venue/9d2c1bbaac9c2e7d.html>
15. <https://www.wedding-spot.com/blog/wedding-venue-site-tour-checklist#:~:text=How%20long%20does%20it%20take,an%20additional%20hour%20or%20two.>
16. <https://theeverylastdetail.com/10-things-you-need-to-know-before-booking-a-wedding-venue/>
17. <https://www.thespruce.com/choosing-your-wedding-venue-3489581>
18. <https://www.marthastewart.com/7902423/questions-to-ask-wedding-venue?slide=6c78a11f-e3d5-4ada-9394-8121f97307f7#6c78a11f-e3d5-4ada-9394-8121f97307f7>
19. <https://www.weddingwire.ca/wedding-ideas/30-essential-questions-you-need-to-ask-a-venue-coordinator-c769>
20. <https://www.brides.com/story/questions-to-ask-your-wedding-venue-before-booking>
21. <https://www.herecomestheguide.com/wedding-ideas/questions-to-ask-your-wedding-venue>
22. <https://baywoodweddings.com/our-services>
23. <https://www.weddingwire.com/wedding-ideas/what-is-an-all-inclusive-venue>
24. <https://baywoodweddings.com/2020-packages>

25. <https://medium.com/@partyvapours/top-benefits-youll-enjoy-if-you-opt-for-an-all-inclusive-wedding-venue-37041a5b97e6>
26. <https://www.marthastewart.com/7904326/benefits-of-getting-married-all-inclusive-wedding-venue>
27. <https://baywoodweddings.com/about2>
28. [https://sodelconcepts.tripleseat.com/party\\_request/14351](https://sodelconcepts.tripleseat.com/party_request/14351)

**Conclusion:**

1. <https://baywoodweddings.com/our-team>
2. [https://sodelconcepts.tripleseat.com/party\\_request/14351](https://sodelconcepts.tripleseat.com/party_request/14351)

**Thank You Page:**

1. [https://sodelconcepts.tripleseat.com/party\\_request/14351](https://sodelconcepts.tripleseat.com/party_request/14351)